

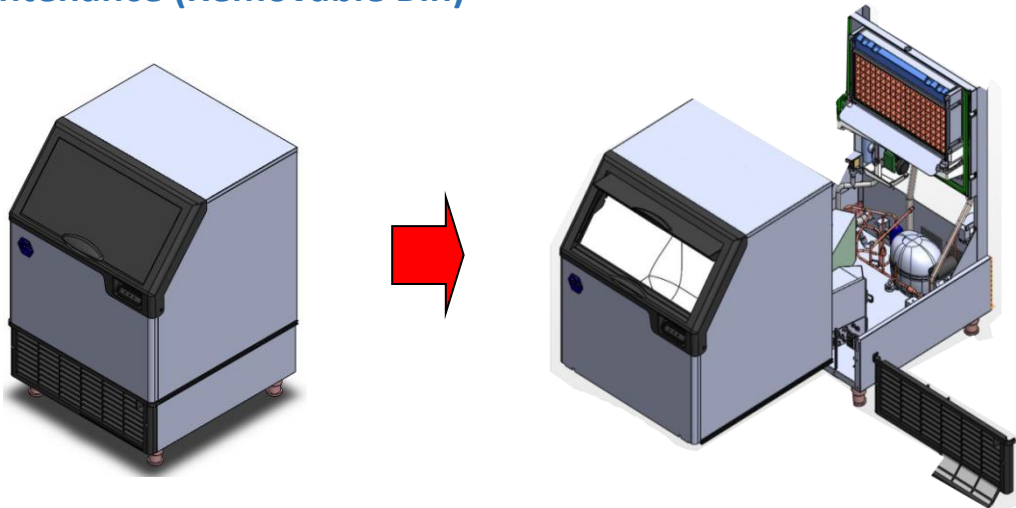
## 170/220 lbs Undercounter Ice Makers

- High Quality construction and components to insure reliability, longevity and product durability
- Improved Evaporator Freezing Surface for increased production, lower operating cost and longer life
- Forward sliding removable bin cover allows for easy access to inner components
- High density Urethane insulation reduce ice melting in bin
- Simple control system with Self Diagnostics
- Durable & Rust resistant Stainless Steel exterior
- Up to 202 lbs of ice production per 24 hrs
- 77 lbs ice storage capacity



IU-0170/0220 UNDERCOUNTER ICE MAKER

### Easy Maintenance (Removable Bin)



#### WARRANTY

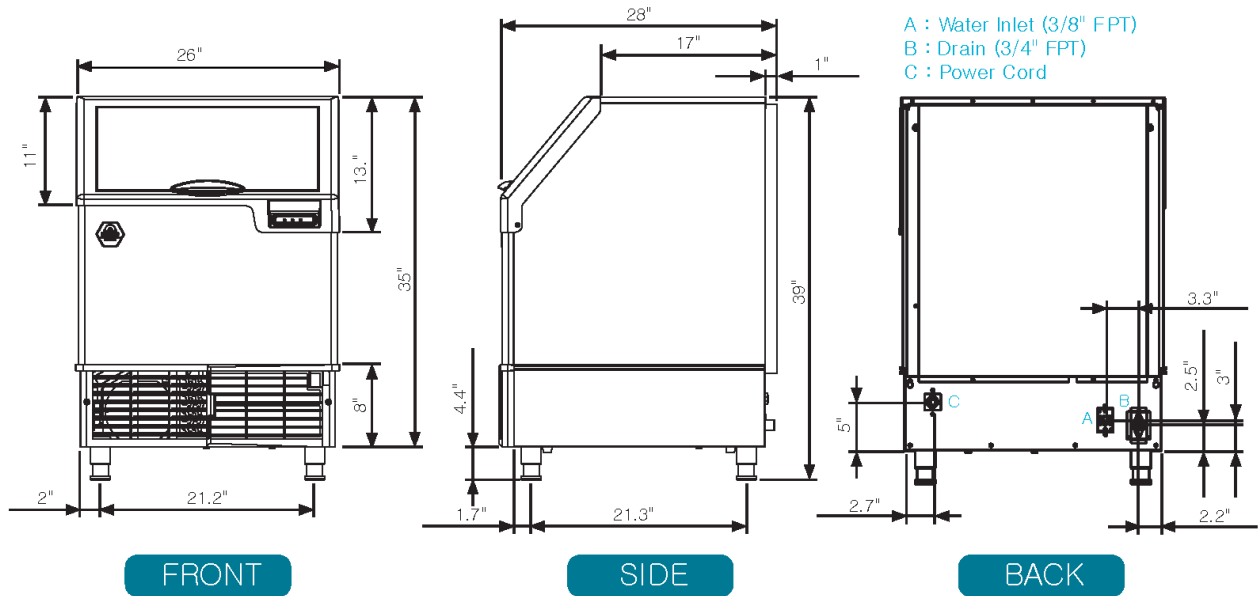
Ice Maker - Three Years Parts and Labor

Evaporator and Compressor - Five years Parts and Three Years Labor



**ICETRO  
America**

IU-0170/0220 UNDERCOUNTER ICE MAKER




Operating Limits	Min	Max
Ambient Temperature	50°F (10°C)	100°F (38°C)
Water Temperature	50°F (10°C)	90°F (32°C)
Water Pressure	20psi(1.38bar)	80psi (5.52bar)

Dimensions	W	D	H
in	26	28	39

Weight	Lbs	Kg
IU-0170	154	70
IU-0220	154	70

**SPECIFICATIONS**

Model	Ice Shape	Ice Production Per 24 hrs		Water Usage/100 lbs of ice @ 90°F air/ 70°F water	kWH Used/ 100 lbs of ice	Electrical (V/Hz/Ph)	Circuit Breaker size (A)
		70°F Air/50°F Water 21°C Air/10°C Water	90°F Air/70°F Water 32°C Air/21°C Water				
IU-0170-AC	cube	175 lbs	140 lbs	19	8.62	115/60/1	15
IU-0170-AH	half cube	175 lbs	140 lbs	19	8.62	115/60/1	15
IU-0220-AC	cube	202 lbs	150 lbs	19	8.62	115/60/1	15
IU-0220-AH	half cube	202 lbs	150 lbs	19	8.62	115/60/1	15



**Cube**  
7/8" x 7/8" x 7/8"  
(22 x 22 x 22mm)



**Half Cube**  
3/8" x 1 1/8" x 7/8"  
(9.5 x 29 x 22mm)

